

RIBTW2401B

Lonworks Enclosed Relay 20Amp SPDT with 24 Vac/dc or 120 Vac Power Input



Functional Devices, Inc. A600C 2005



Contact Ratings:

20 Amp Resistive @ 277 Vac
20 Amp Ballast N/O @ 120/277 Vac
10 Amp Ballast N/C @ 120/277 Vac
10 Amp Tungsten N/O @ 120 Vac
1110 VA Pilot Duty @ 277 Vac
770 VA Pilot Duty @ 120 Vac
2 HP @ 277 Vac
1 HP @ 120 Vac

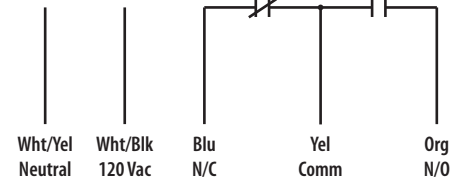
Input Power:

111 mA @ 24 Vac
96 mA @ 120 Vac
81 mA @ 24 Vdc

Coil Voltage Input:

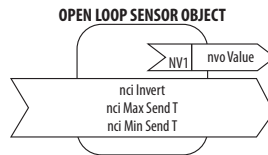
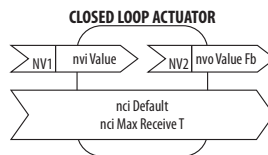
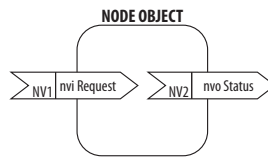
24 Vac/dc ; 120 Vac ; 50-60 Hz

- ⊗ LON
 - ⊗ LON
 - ⊗ 24 Vac/dc
 - ⊗ Comm
- Class 2 Dry Contact
Digital Input



Relays & Contact Type: One (1) SPDT Continuous Duty Coil
Expected Relay Life: 10 million cycles minimum mechanical
Operating Temperature: -30 to 140° F
Operate Time: 18ms
Green LED: Network Status
Red LED: Relay Status
Yellow LED: Service Status
Dimensions: 4.00" x 4.00" x 1.80" with .50" NPT Nipple
Wires: 16", 600V Rated
Approvals: FCC, LonMark®
UL Listed, UL916, C-UL Canada
Housing Rating: Plenum, NEMA 1
Gold Flash: No
Override Switch: No

Transceiver Type: FT1-10A with blocking capacitors for compatibility with link power channel
Functional Blocks: 0000 Node Object
0004 Closed Loop Actuator Object
0001 Open Loop Sensor Object
Downloadable Files: XIF, APB, and NEI



DESCRIPTION	SNVT NAME	SNVT TYPE
Command to open/close relay	nvi Value	SNVT_switch
Command status of relay	nvo Fb Value	SNVT_switch
Default state of relay on/off	nci Default	SNVT_switch
Communication timer	nci Max Receive T	SNVT_elapsed_tm
Invert status of Digital-In	nci Invert	SNVT_lev_disc
Max time between updates	nci Max Send T	SNVT_elapsed_tm
Min time between updates	nci Min Send T	SNVT_elapsed_tm

The relay will go to the default state when the communication timer times out. Setting the timer value to zero will cause the communication to never time out.

Notes:

RIBTW2402B

Lonworks Enclosed Relay 20Amp SPDT with 24 Vac/dc or 208-277 Vac Power Input



Functional Devices, Inc. A600C 2005



Contact Ratings:

20 Amp Resistive @ 277 Vac
 20 Amp Ballast N/O @ 120/277 Vac
 10 Amp Ballast N/C @ 120/277 Vac
 10 Amp Tungsten N/O @ 120 Vac
 1110 VA Pilot Duty @ 277 Vac
 770 VA Pilot Duty @ 120 Vac
 2 HP @ 277 Vac
 1 HP @ 120 Vac

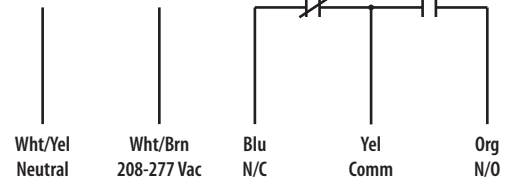
Input Power:

111 mA @ 24 Vac
 105 mA @ 208-277 Vac
 81 mA @ 24 Vdc

Coil Voltage Input:

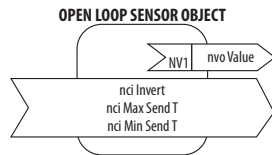
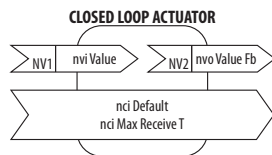
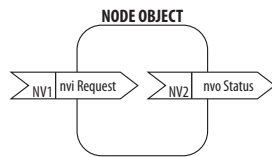
24 Vac/dc ; 120 Vac ; 50-60 Hz

- ⊗ LON
 - ⊗ LON
 - ⊗ 24 Vac/dc
 - ⊗ Comm
- Class 2 Dry Contact
Digital Input



Relays & Contact Type: One (1) SPDT Continuous Duty Coil
Expected Relay Life: 10 million cycles minimum mechanical
Operating Temperature: -30 to 140° F
Operate Time: 18ms
Green LED: Network Status
Red LED: Relay Status
Yellow LED: Service Status
Dimensions: 4.00" x 4.00" x 1.80" with .50" NPT Nipple
Wires: 16", 600V Rated
Approvals: FCC, LonMark®
 UL Listed, UL916, C-UL Canada
Housing Rating: Plenum, NEMA 1
Gold Flash: No
Override Switch: No

Transceiver Type: FT1-10A with blocking capacitors for compatibility with link power channel
Functional Blocks: 0000 Node Object
 0004 Closed Loop Actuator Object
 0001 Open Loop Sensor Object
Downloadable Files: XIF, APB, and NEI



DESCRIPTION	SNVT NAME	SNVT TYPE
Command to open/close relay	nvi Value	SNVT_switch
Command status of relay	nvo Fb Value	SNVT_switch
Default state of relay on/off	nci Default	SNVT_switch
Communication timer	nci Max Receive T	SNVT_elapsed_tm
Invert status of Digital-In	nci Invert	SNVT_lev_disc
Max time between updates	nci Max Send T	SNVT_elapsed_tm
Min time between updates	nci Min Send T	SNVT_elapsed_tm

The relay will go to the default state when the communication timer times out. Setting the timer value to zero will cause the communication to never time out.

Notes: