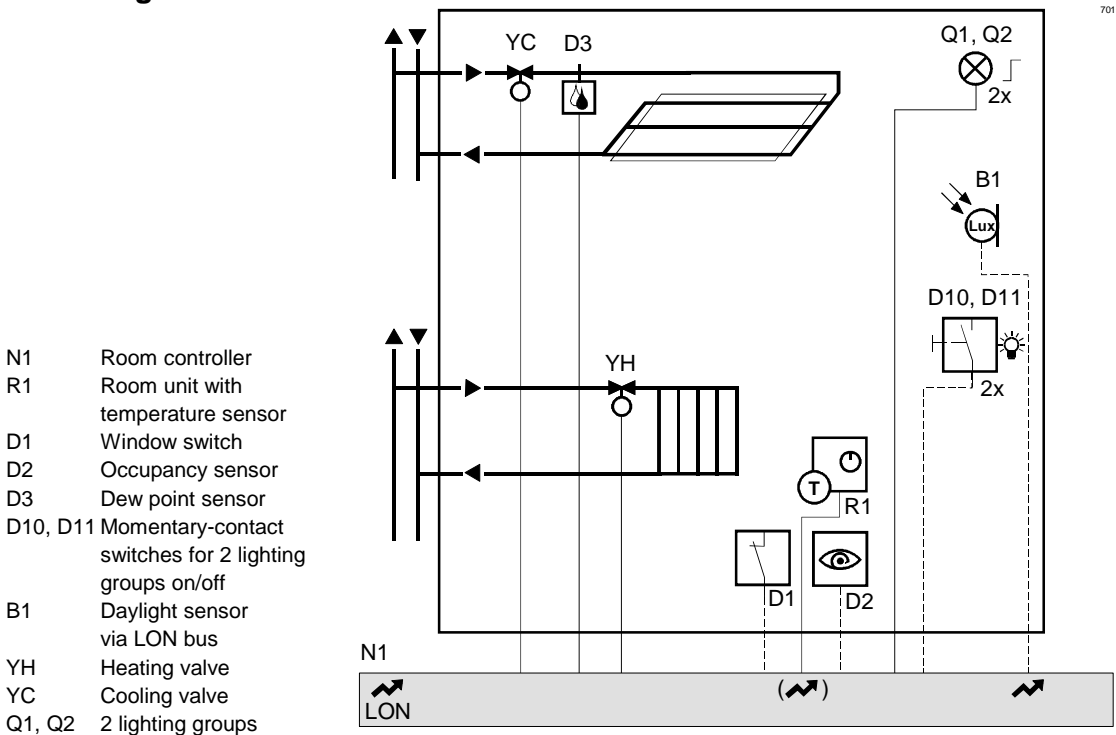


- Chilled ceiling and radiator (CLC 02)
- 2 lighting groups on/off

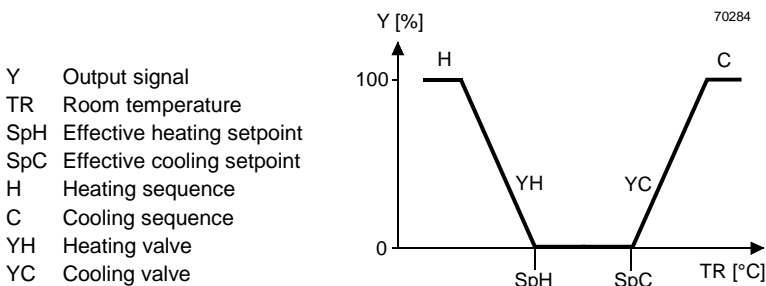


- Heating with radiator and cooling with chilled ceiling
- Modulating heating and cooling valves
- Dew point monitoring
- On/off control of two lighting groups
- Lighting operated with momentary-contact switches, or
- Lighting operated with flexible room unit via LON bus
- Option: Automatic lighting control based on occupancy and daylight level

Plant diagram



Operating diagram

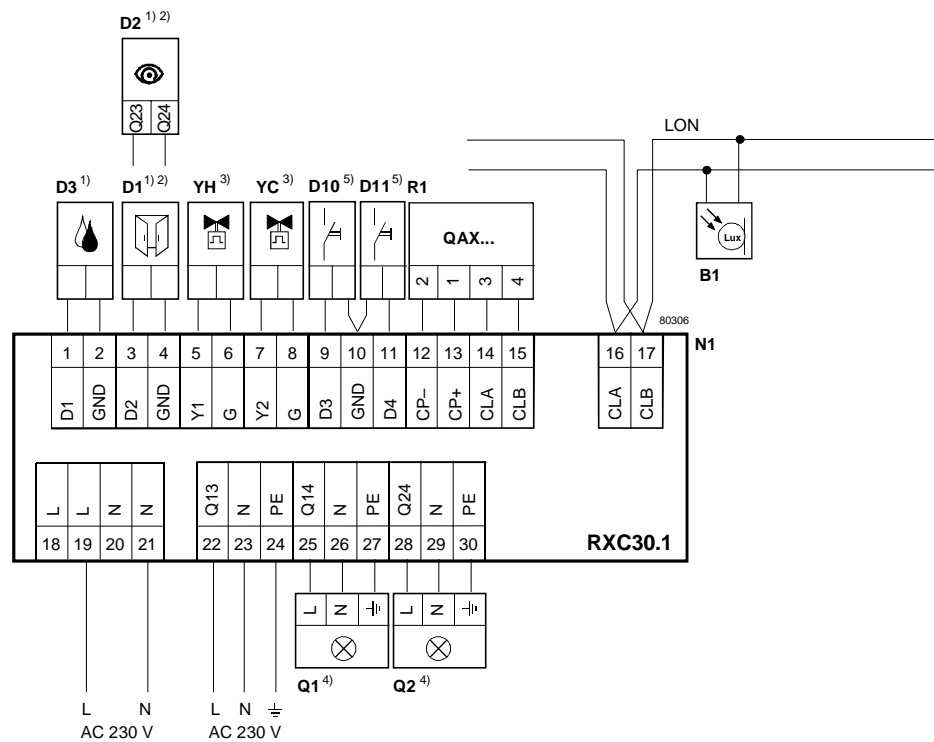


Functions

A detailed description of the lighting and window-blind control functions will be found at the beginning of this section in document CA2A3825E00, "INT – Function description". The HVAC functions are described in CA2A3815E00, "CLC – Function description".

Function	Brief description	See CA2A3825E00
2 lighting groups On/Off	<ul style="list-style-type: none"> – Manual on/off operation with momentary-contact switches – Manual on/off operation via LON bus – Control signals – Daylight sensor 	<p>3.2, 3.4</p> <p>3.4, 3.6</p> <p>3.6</p> <p>3.6</p>
Compatible controllers	INT01 requires the RXC30.1 basic controller	

Connection diagram



- 1) Type of contact can be selected
- 2) Only two of these devices may be connected (either to D1 or D2)
- 3) Note the maximum simultaneous load on outputs Y1, Y2: Max. 6 VA (RXC30.1, data sheet 3840)
- 4) Max. load per output: filament lamps: 2.5 kW, fluorescent lamps: 1.5 kVA
- 5) Momentary-contact switches (without mechanical lock)

Momentary-contact switches

The table shows how the digital inputs for momentary-contact switches are assigned to the outputs. (The original assignments can be changed with the RXT10.1.)

Switch	Digital input	Output	Lighting group controlled
D10	D3 (RXC30.1)	Q14 (RXC30.1)	Q1
D11	D4 (RXC30.1)	Q24 (RXC30.1)	Q2

Equipment list

Ref.	Description	Type	Data sheet
N1	Room controller	RXC30.1	3840
R1	Room unit	QAX30.1	1741
		QAX31.1	1741
		QAX32.1	1641
		QAX34.1	1645
	(or flexible room unit via LON bus)	QAX50.1	1648
	Wireless room unit Receiver	QAX90.1, 91.1 RXZ90.1	1643 1644
B1	Daylight sensor via LON bus	Third-party	–
D1	Window switch ^{1) 2)}	Third-party	–
D2	Occupancy sensor ^{1) 2)}	Third-party	–
D3	Dew point sensor ^{1) 2)} Please provide AC24V supply!	QFX21	1551
D10, D11	Momentary-contact switches for on/off lighting ⁵⁾	Third-party	–
YH	Heating valve, thermic, on/off (PWM) control ³⁾	STE71.1	4874
		STA71	4877
YC	Cooling valve, thermic, on/off (PWM) control ³⁾	T3W..., T4W...	4829
		STE72	4873
		STE71.1	4874
		STA71	4877
Q1, Q2	Lighting groups ⁴⁾	Third-party	–

1) Type of contact can be selected

2) Only two of these devices may be connected (either to D1 or D2)

3) Note the maximum simultaneous load on outputs Y1, Y2: Max. 6 VA (RXC30.1, data sheet 3840)

4) Max. load per output: filament lamps: 2.5 kW, fluorescent lamps: 1.5 kVA

5) Momentary-contact switches (without mechanical lock)

Configuration

Application INT01 incorporates the following parameters, set with the RXT10.1 commissioning and service tool (menu: **Device, Configuration, Settings**).

See CA2A3815E02 (application CLC02) for notes on setting the parameters for the HVAC functions.

Menu	Parameters	Values and Range	Default setting
Lighting	Automatic switch-on	Enabled / Disabled	Disabled
	<i>Building in use</i>	Enabled / Disabled	Disabled
	<i>Building not in use</i>	Enabled / Disabled	Disabled
	Automatic switch-off	Enabled / Disabled	Enabled
	Off timer	0 ... 90 min	0 min
	Manual off disable	Enabled / Disabled	Disabled
	State after power-up	On / Off / Last state	Last state
Daylight	Mode	Master / Slave	Master
	Off threshold (A)	On/Off hysteresis (B) ... 2500 Lux	750 Lux
	On/Off Hysteresis (B)	0 ... Off threshold (A)	100 Lux
	Switch-on delay	0 ... 60 min	5 min
	Switch-off delay	0 ... 60 min	5 min
LONMARK bindings	See "LONMARK network variables " and "LONMARK binding templates"		

Ordering

Room controllers may be ordered either with the application described above or with the appropriate basic application. Please state the quantity, DESIGO RXC device name, type code and application.

Example 1 **15 RXC30.1 room controllers with application INT01** **RXC30.1/INT01**

- Notes*
- The controllers will be delivered with the basic settings shown above.
 - Minimum order quantity: 10 controllers

Example 2 **2 RXC30.1 room controllers** **RXC30.1 / 00030**

- Notes*
- The controllers will be delivered with the basic application
 - The application can be loaded into the controllers by means of the RXT10.1 tool
 - Minimum order quantity: 1 controller