



VT7600 Series Programmable & Non-Programmable Thermostats For Commercial HVAC Applications

Product overview

The VT7600 PI thermostat family is specifically designed for single stage and multi-stage control of heating/cooling equipment such as rooftop and self-contained units. The product features an intuitive, menu-driven, back-lit LCD display which walks users through the programming steps, making the process extremely simple. Accurate temperature control is achieved due to the product's PI time proportional control algorithm, which virtually eliminates temperature offset associated with traditional, differential-based thermostats.

All models contain two digital inputs, which can be set by the user to monitor filter status, activate a remote temporary occupancy switch, and/or used as a general purpose service indicator. In addition, depending on the model, up to three remote sensor inputs are available. All models contain a SPST auxiliary switch, which can be used to control lighting or disable the economizer function and a discharge air sensor input. For more advanced applications, an economizer control logic has been integrated onto the thermostat for use with proportional damper economizer actuators.



Fig.1 - VT7600 Series

Models available

Application	1 Heat / 1 Cool	2 Heat / 2 Cool	2 Heat / 2 Cool with economizer	3 Heat / 2 Cool heat pump
Model (programmable)	VT7652A1000	VT7652B1000	VT7656B1000	VT7652H1000
Model (non-programmable)	VT7600A1000	VT7600B1000	VT7605B1000	VT7600H1000

Features and benefits

Features	Benefits
• PI time proportioning algorithm	⇒ Increased comfort , accuracy, and energy savings
• 2 digital inputs	⇒ Adds functionality
• Smart fan	⇒ Saves energy during night mode
• Unique configuration key	⇒ Minimizes parameter tampering
• Lockable keypad	⇒ Tamper proof, no need for thermostat guards
• Freeze protection	⇒ Prevents costly freeze damage
• EEPROM memory	⇒ No loss of program
• 6 hour reserve time for clock	⇒ No need to reprogram day/time after power shortage
• Remote room and outdoor temperature sensor	⇒ Increase flexibility and functionality
• Auxiliary output	⇒ Can be used for lighting and/or economizer override
• Discharge air sensor	⇒ Can be used to monitor unit efficiency
• Intuitive, menu-driven programming (7 day, 2/4 events - on programmable models only)	⇒ Can be used for all types of establishments
• Economizer output (0-10 V d.c.) (on economizer models only)	⇒ Excellent retrofit opportunities
• Low/High balance point (on heat pump models only)	⇒ Protect and optimize systems performances
• 3 Heat/2 Cool (on heat pump models only)	⇒ Support single and two stages heat pump with one auxiliary heat stage

Theory of operation

The VT7600 uses a Viconics proprietary adaptive logic algorithm to control the space temperature. This algorithm controls the heating / air conditioning system to minimize overshoot while still providing comfort. It provides exceptional accuracy due to its unique PI time proportioning control algorithm, which virtually eliminates temperature offset associated with traditional, differential-based on/off thermostats.

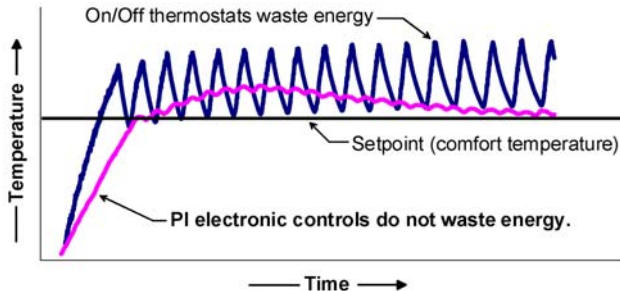


Fig.2 - On/Off mechanical control vs PI electronic control.

Features overview

- 7 day programmable models, 2 or 4 events
- Gas/oil or electric system compatibility for all type of applications
- Remote indoor averaging sensing capability
- Temperature averaging with 2, 3, 4, 9 or 16 sensors
- Remote outdoor sensing capability for added flexibility
 - System mode lock out
 - Heat pump balance point settings
- Remote discharge air sensor input for monitoring purpose
 - System efficiency feedback
- Lockable keypads for tamper proofing. No need for thermostat guards
- Automatic frost protection to prevents costly freeze damage
- Anti short cycle and minimum on/off run time protection. Reduces wear and maximizes life span of mechanical equipment.
- 2 programmable digital inputs for added flexibility. Each input can be programmed as the following:
 - **None:** No function will be associated with the input
 - **Service:** a backlit flashing **Service** alarm will be displayed on the thermostat LCD screen when the input is energized. It can be tied in to the AC unit control card, which provides an alarm in case of malfunction.

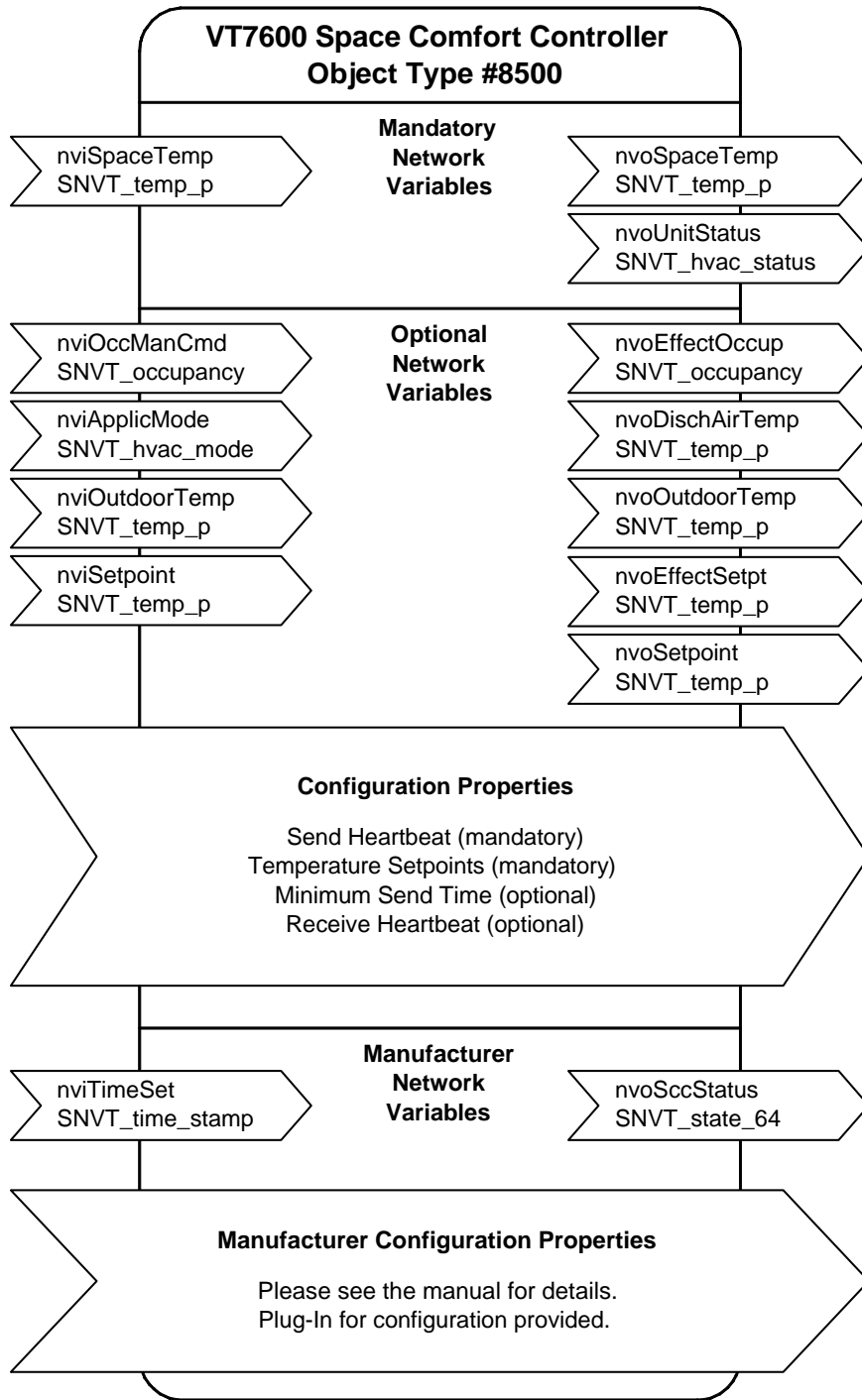
- **Filter:** a backlit flashing **Filter** alarm will be displayed on the thermostat LCD screen when the input is energized. It can be tied to a differential pressure switch that monitor filters
- **Rem NSB:** remote NSB timer clock input. Will disable the internal scheduling of the thermostat. The scheduling will now be set as per the digital input. The menu part related to scheduling is disabled and no longer accessible. It provides low cost setback operation via occupancy sensor or from a dry contact
- **RemOVR:** temporary occupancy contact. Disables all override menu function of the thermostat. The override function is now controlled by a manual remote momentarily closed contact. When configured in this mode, the input operates in a toggle mode.

With this function enabled it is now possible to toggle between unoccupied & occupied setpoints for the amount of time set by parameter (TOccTime) temporary occupancy time.

- Programmable smart fan operation saves energy during night mode
- Non volatile EEPROM memory prevents loss of parameters during power shortage
- Built in default profile set-up for easier start up and commissioning
- Configurable SPST output relay on programmable models for lighting, exhaust fan or fresh air control
- 6 hour typical reserve time for clock in case of power loss
- 0 to 10 Vdc economizer output for more retrofit opportunities
 - Built in dry bulb economizer logic using outdoor temperature sensor
 - Input for supply/mixed air temperature sensor

Heat pump model specific features

- Selectable single or dual stage compressor stages
- High balance point: Locks out auxiliary heating when outside air temperature is above this value
- Low balance point: Locks out heat pump compressor operation when outside air temperature is below this value
- Comfort/economy mode: In economy mode, heat pump use is maximized before turning On auxiliary heating
- Compressor/auxiliary interlock: Adds flexibility by locking out heat pump operation during auxiliary heating to prevent high pressure trip when the coil is downstream of the auxiliary heat source.



Specifications

Thermostat power requirements:	19-30 Vac 50 or 60 Hz; 2 VA (RC & C) Class 2 RC to RH jumper 2.0 Amps 48 VA maximum
Operating conditions:	0 °C to 50 °C (32 °F to 122 °F) 0% to 95% R.H. non-condensing
Storage conditions:	-30 °C to 50 °C (-22 °F to 122 °F) 0% to 95% R.H. non-condensing
Sensor:	Local 10 K NTC thermistor
Resolution:	± 0.1 °C (± 0.2 °F)
Control accuracy:	± 0.5 °C (± 0.9 °F) @ 21 °C (70 °F) typical calibrated
Occupied and unoccupied setpoint range cooling:	12.0 to 37.5 °C (54 to 100 °F)
Occupied and unoccupied setpoint range heating:	4.5 °C to 32 °C (40 °F to 90 °F)
Room and outdoor air temperature range	-40 °C to 50 °C (-40 °F to 122 °F)
Proportional band for room temperature control:	Both outputs: 1.1°C (2.0°F)
Digital inputs:	Relay dry contact only across C terminal to DI1 or DI2
Contact output rating:	Each relay output: (Y1, Y2, G, W1, W2 & AU) 30 Vac, 1 Amp. maximum 30 Vac, 3 Amp. in-rush
Economizer analog output rating:	0 to 10 Vdc into 2KΩ resistance min.
Economizer analog output accuracy:	± 3% typical
Wire gauge:	18 gauge maximum, 22 gauge recommended
Dimensions:	4.94" x 3.38" x 1.13"
Approximate shipping weight:	0.75 lb (0.34 kg)
Agency Approvals:	CE EN50081-1:1992 EMC Emission EN50082-2:1992 EMC Immunity Test report number: 670-35641
FCC Class A cULus	Class A computing device, Subpart J of Part 15 UL873 File E234137 with CCN's XAPX (US) and XAPX7 (Canada).

Drawing & dimensions

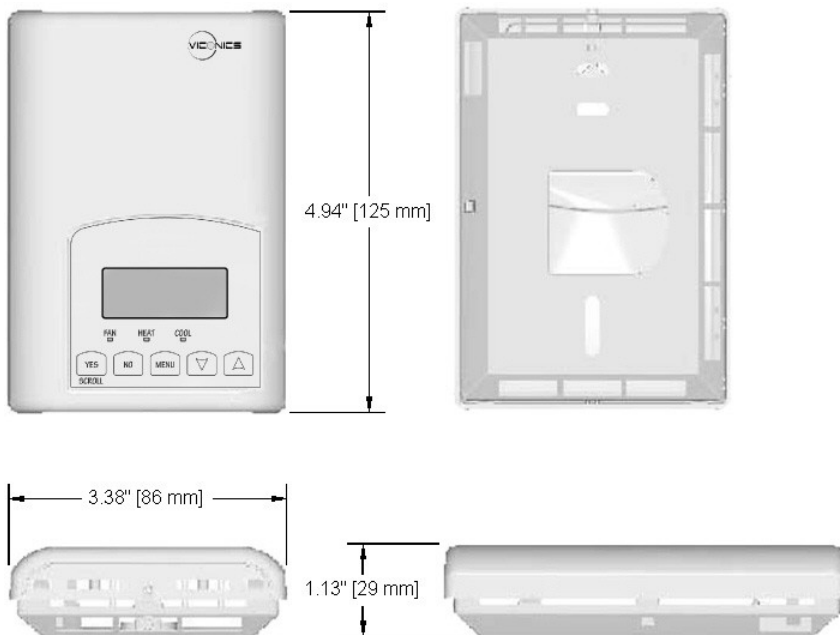


Fig. 13 – Thermostat dimensions

Important notice



All VT7600 series controls are for use as operating controls only and are not safety devices. These instruments have undergone rigorous tests and verifications prior to shipment to ensure proper and reliable operation in the field. Whenever a control failure could lead to personal injury and/or loss of property, it becomes the responsibility of the user / installer / electrical system designer to incorporate safety devices (such as relays, flow switch, thermal protections, etc...) and/or alarm system to protect the entire system against such catastrophic failures. Tampering of the devices or miss application of the device will void warranty.